

The Water is Wide

Chord Progression Practice

G/// | **Em**/// | **Am**/// | **D7**/// |

repeat each bar x 2; x 1. Repeat pattern x 4

Intro: **G**/// | / 4 beats to the bar

The water is wide 234

[C] 1 I cannot cross [G] o'er, 234

1 And neither have [Em] I 234

1 wings to fly [Am] 234

[D7] 1 Give me a [D] boat 234

[C] 1 that can carry [G] two 234

1 And both shall [D] row 234

[D7] 1 my love and [G] I. 234

1 I leaned my back 234

[C] 1 Up against an [G] oak. 234

1 I thought it [Em] was 234

A trusty [Am] tree; 234

[D7] 1 But first it [D] swayed 234

[C] 1 And then it [G] broke, 234

1 So did my [D] love 234

[D7] 1 Prove false to [G] me. 234

1 O, love is handsome 234

[C] 1 And love is [G] fine. 234

1 And love is [Em] charming 234

When it is [Am] true. 234

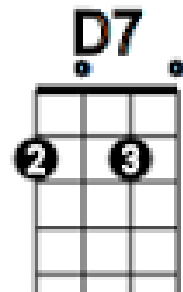
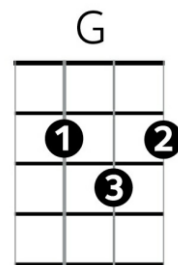
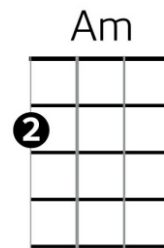
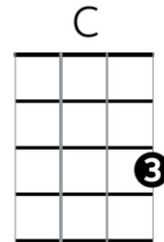
[D7] 1 But love grows [D] old 234

[C] 1 And waxes [G] cold, 234

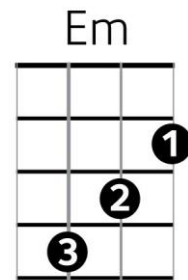
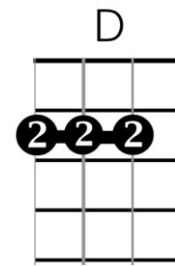
1 And fades a-[D]-way 234

[D7] 1 Like morning [G] dew. 234

G to Em. Maintain G fingering, move little finger across onto 4th fret on C (3rd) string.



1 The water is wide 234
 [C] 1 I cannot cross [G] o'er, 234
 1 And neither have [Em] I 234
 1 wings to fly [Am] 234
 [D7] 1 Give me a [D] boat 234
 [C] 1 that can carry [G] two 234
 1 And both shall [D] row 234
 [D7] 1 my love and [G] I. 234, 1



Note: the lyric of each phrase starts on 2nd beat of the bar.