

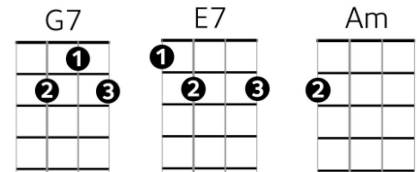
# Chord Progression Patterns for E7, Em, Fm - as in *Christmas Medley*

Strum each pattern several times. Count between each bar, as shown, whilst placing your fingers. As you gain confidence change chords without counting between bars.

4 beats to the bar

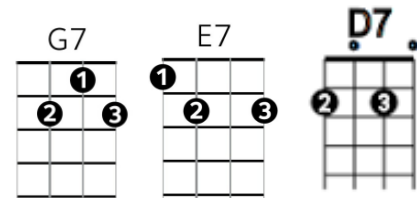
a) G7, E7, Am (as in *Rudolph the Red-nosed Reindeer*)

1234 | **G7**/// | 1234 | **E7**/// | 1234 | **Am**/// |  
 1234 | **G7**/// | 1234 | **E7**/// | 1234 | **Am**/// |  
 repeat as required



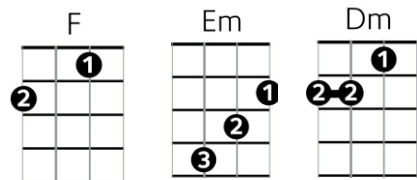
b) G7, E7, D7 (as in *Frosty the Snowman*)

1234 | **G7**/// | 1234 | **E7**/// | 1234 | **D7**/// |  
 1234 | **G7**/// | 1234 | **E7**/// | 1234 | **D7**/// |  
 repeat as required



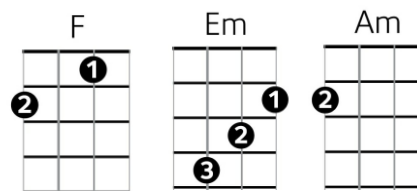
c) F, Em, Dm (as in *Frosty the Snowman*)

1234 | **F**/// | 1234 | **Em**/// | 1234 | **Dm**/// |  
 repeat as required



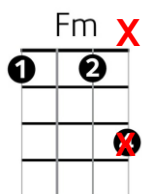
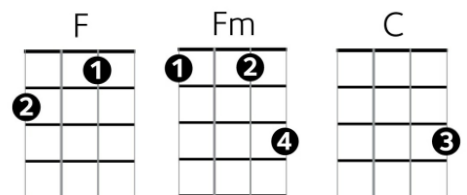
d) F, Em, Am (as in *Rocking Around the Christmas Tree*)

1234 | **F**/// | 1234 | **Em**/// | 1234 | **Am**/// |  
 1234 | **F**/// | 1234 | **Em**/// | 1234 | **Am**/// |  
 repeat as required

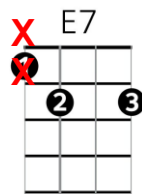


e) F, Fm, C (as in *Red, Red, Robin; White Christmas*)

1234 | **F**/// | 1234 | **Fm**/// | 1234 | **C**/// |  
 1234 | **F**/// | 1234 | **Fm**/// | 1234 | **C**/// |  
 repeat as required



Alternative Fm



Alternative E7

X = don't play